

NOTES:

- ① MOUNTING PANELS & CABINET SECTIONS; LAMINATE SELECTION TO BE DETERMINED. WOOD GRAIN TO BE IN A VERTICAL ORIENTATION.
- ② HORIZONTAL CHANNELS TO BE ANODIZED ALUMINUM AND DEVICE COVER PLATES TO BE STAINLESS STEEL.
- ③ FORM UNIT IS SURFACE MOUNTED
- ④ CABINET HARDWARE TO BE MSC STANDARD.
- ⑤ COUNTER TOPS TO BE QUARTZ. COLOR IS TO BE DETERMINED.
- ⑥ JUNCTION BOXES: J2--CRITICAL POWER.
- ⑦ SINK IS OVAL (SINKS TO HAVE A MINIMUM 144 IN² OPENING)



MODULAR SERVICES COMPANY 500 EAST BRITTON ROAD
OKLAHOMA CITY, OK. 73114

REVISED

FORM FOOTWALL

SCALE: =1'

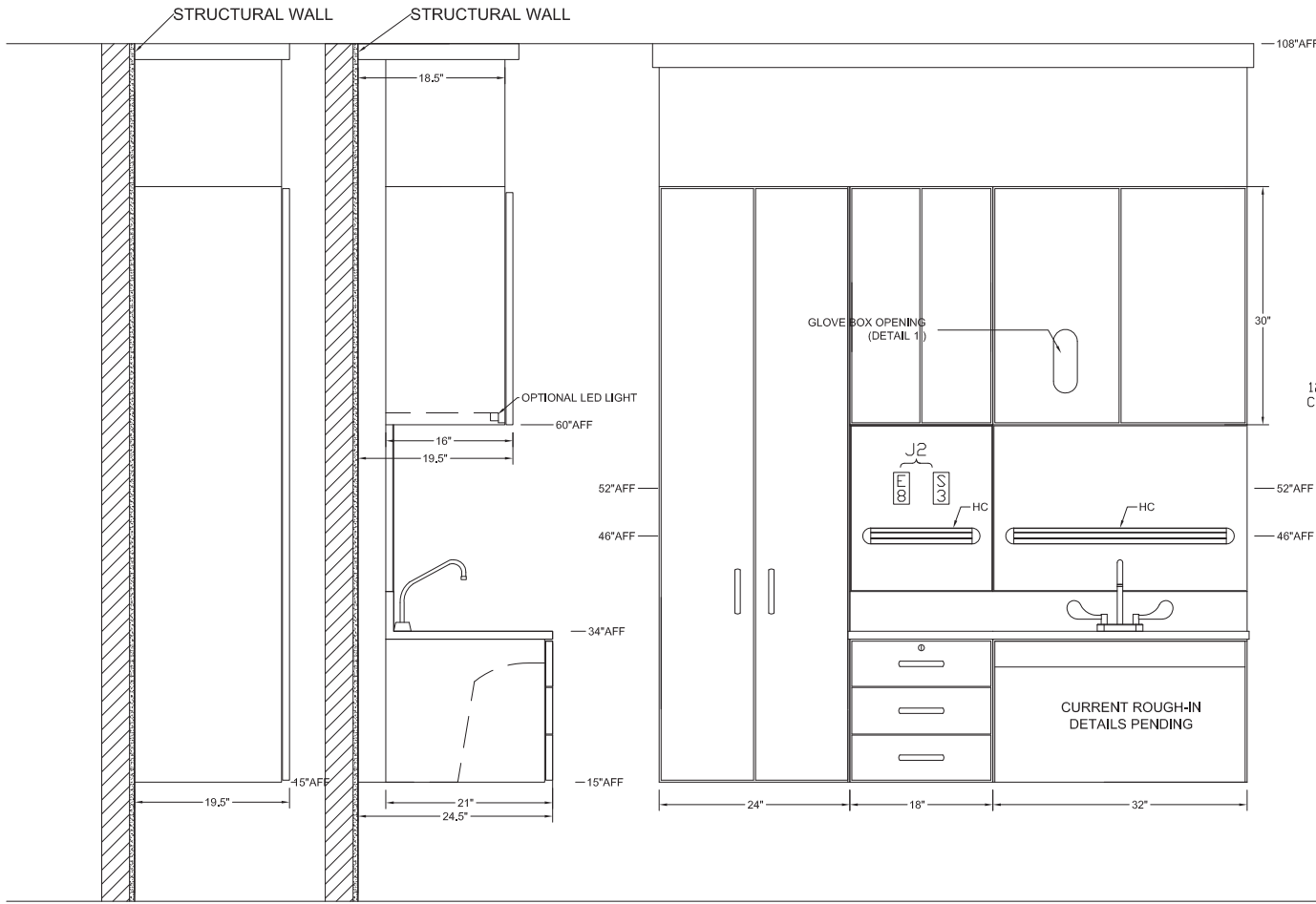
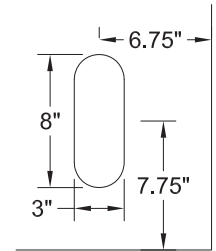
DATE _____ DRAWN BY _____ DRAWING # _____

PROJECT _____

LEGEND

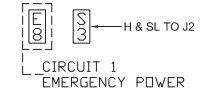
REQ	SYM	DESCRIPTION
1	E8	DUPLEX RECEPTACLE, GF8300 RED, 20A, 125V, H.G., EP, GFCI TYPE
1	S3	LIGHT SWITCH, 1P, 15A, 125/277V, RED TOGGLE HANDLE
2	HC	HORIZONTAL ACCESSORY CHANNEL

**DETAIL 1
GLOVE BOX OPENING**



120V, 20A EMERGENCY POWER
CIRCUIT 1 & S3 CONNECTIONS

GROUND BUS



WIRING DIAGRAM

GROUND WIRING TO BE GREEN STRANDED COPPER.

WARDROBE DOES NOT INCLUDE FRAME