

**NOTES:**

- ① JUNCTION BOXES: J1--NORMAL POWER, J2--EMERGENCY POWER, J3--NURSE CALL/TELEPHONE.
- ② GAS PIPING: TYPE L COPPERTUBING. OXYGEN AND AIR--1/2" I.D., VACUUM--3/4" I.D.
- ③ ALL POWDER COATED SURFACES TO MATCH 'SURF' OR 'PLATINUM GREY'. (DEVICE MOUNTING PANELS AND FACE PLATES). VERTICAL TRACKS AND SIDE FRAMING MEMBERS ARE TO BE CLEAR ANODIZED ALUMINUM.

**MODULAR SERVICES COMPANY** 500 EAST BRITTON ROAD  
OKLAHOMA CITY, OK. 73114

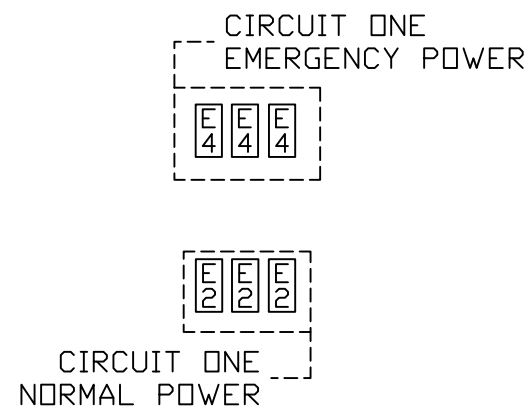
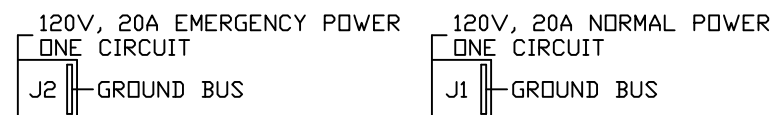
REVISED

SURFACE MOUNT  
PROFILE® UNIT  
MODEL 7111-S

PROJECT


SCALE:  = 1'

DATE \_\_\_\_\_ DRAWN BY \_\_\_\_\_ DRAWING #  
PB-150



**WIRING DIAGRAM**

GROUND WIRING TO BE #10  
GREEN STRANDED COPPER



\*AFF(ABOVE FINISHED FLOOR)

