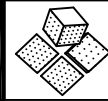


NOTES:

- ① JUNCTION BOXES: J1--NORMAL POWER, J2--EMERGENCY POWER, J3--NURSE CALL/CODE BLUE, J4--TELEPHONE.
- ② GAS PIPING: TYPE L COPPERTUBING. OXYGEN AND AIR--1/2" I.D., VACUUM--3/4" I.D.
- ③ PANEL LAMINATE COLOR: TO BE DETERMINED.
- ④ CONDUIT: C1--MONITOR (1-1/4")



MODULAR 500 EAST BRITTON ROAD
SERVICES COMPANY OKLAHOMA CITY, OK. 73114

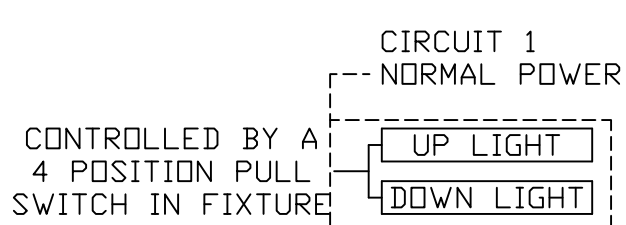
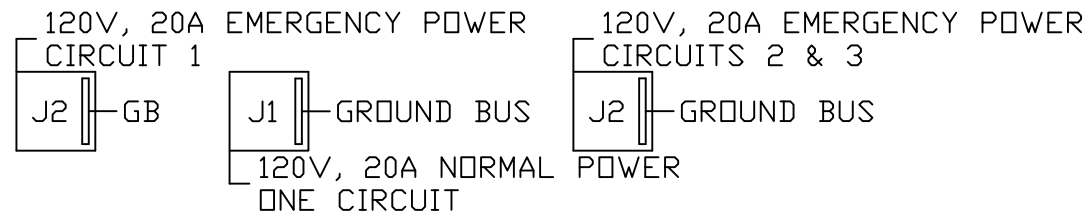
REVISED

FLATWALL
 MODEL 4403

PROJECT

SCALE: = 1'

DATE _____ DRAWN BY _____ DRAWING #
 PB-158



CIRCUIT 2
 EMER. POWER



CIRCUIT 1
 EMER. POWER



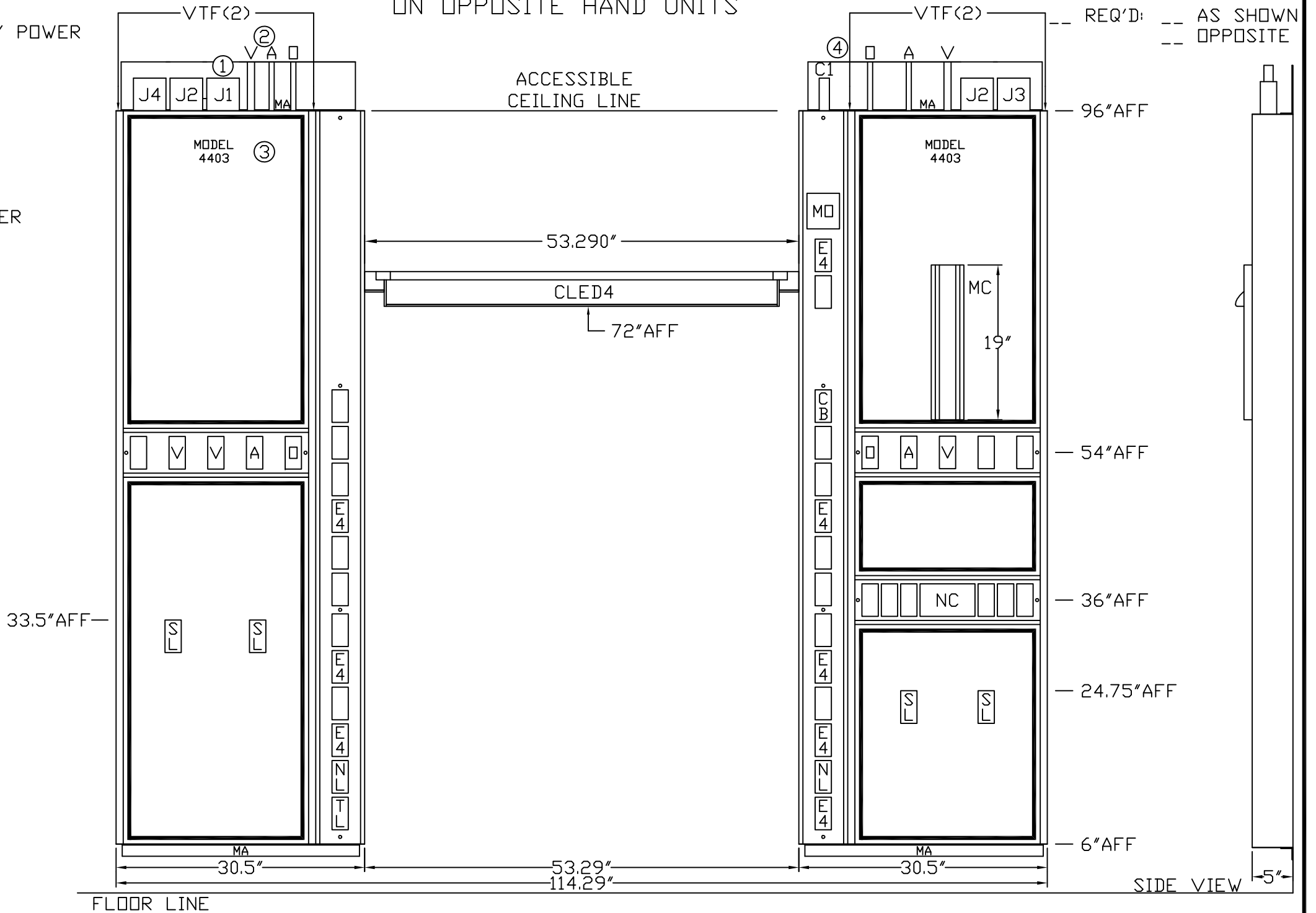
CIRCUIT 3
 EMER. POWER



SERVICES TO BE REVERSED
 ON OPPOSITE HAND UNITS

HIGH ACUITY

REQ'D: -- AS SHOWN
 -- OPPOSITE



*AFF: ABOVE FINISHED FLOOR

