

NOTES:

- ① GAS OUTLETS TO BE MSC STANDARD BRAND WITH CONNECTION TO MATCH EXISTING HOSPITAL EQUIPMENT.
- ② DEVICE MOUNTING PANELS: 3D LAMINATE SELECTION TO BE DETERMINED. WOOD GRAIN TO BE IN A VERTICAL ORIENTATION.
- ③ HORIZONTAL CHANNELS TO BE ANODIZED ALUMINUM AND DEVICE COVER PLATES TO BE STAINLESS STEEL.
- ④ FORM* UNIT IS SEMI-RECESSED.
- ⑤ OUTER SECTIONS AVAILABLE IN 18", 24", 32", OR 36" MODULE WIDTHS. ACTUAL PANEL WIDTH WILL BE THE MODULE WIDTH + 1 1/2".
- ⑥ CENTER SECTION AVAILABLE IN 36", 42", OR 48" WIDTH.



MODULAR SERVICES COMPANY 500 EAST BRITTON ROAD
OKLAHOMA CITY, OK 73114

REVISED

FORM* (SP)
RADIUS HEADWALL
7500 SERIES
SEMI-RECESSED

SCALE: = 1'

DATE _____ DRAWN BY _____ DRAWING #
PB-208R

PROJECT

NOT FOR CONSTRUCTION
CONCEPTUAL ONLY

LEGEND

REQ	SYM	DESCRIPTION
2	□	OXYGEN OUTLET
2	A	AIR OUTLET
3	V	VACUUM OUTLET
6	E2	DUPLEX RECEPTACLE, 8300 WHITE, 20A, 125V, H.G., NORMAL POWER
1	E3	SINGLE RECEPTACLE, 8310 RED, 20A, 125V, H.G., EMER. POWER
9	E4	DUPLEX RECEPTACLE, 8300 RED, 20A, 125V, H.G., EMER. POWER
1	S1	LIGHT SWITCH, 1P, 15A, 125/277V, IVORY TOGGLE HANDLE
1	S5	MOMENTARY CONTACT SWITCH, 1P, 15A 120V, 3-PDS, CENTER OFF, WHITE
1	NC	NURSE CALL PROVISION
1	CB	CODE BLUE PROVISION
1	MP	MULTI-PIN BED RECEPT. PROVISION
2	DP	DATA OUTLET PROVISION SINGLE CAT 5, RJ-45 RECEPTACLE
2	MO	MONITOR OUTPUT PROVISION
4	FP	FUTURE PROVISION
1	TL	TELEPHONE OUTLET PROVISION SINGLE CAT 5, RJ-45 RECEPTACLE
1	MC1	MONITOR CHANNEL ONLY, 13"
1	MC2	MONITOR CHANNEL ONLY, 7"
4	HC	HORIZONTAL ACCESSORY CHANNEL

CEILING LINE

102" AFF

93" AFF

76.5" AFF

70.5" AFF

66" AFF

63" AFF

54" AFF

45" AFF

39" AFF

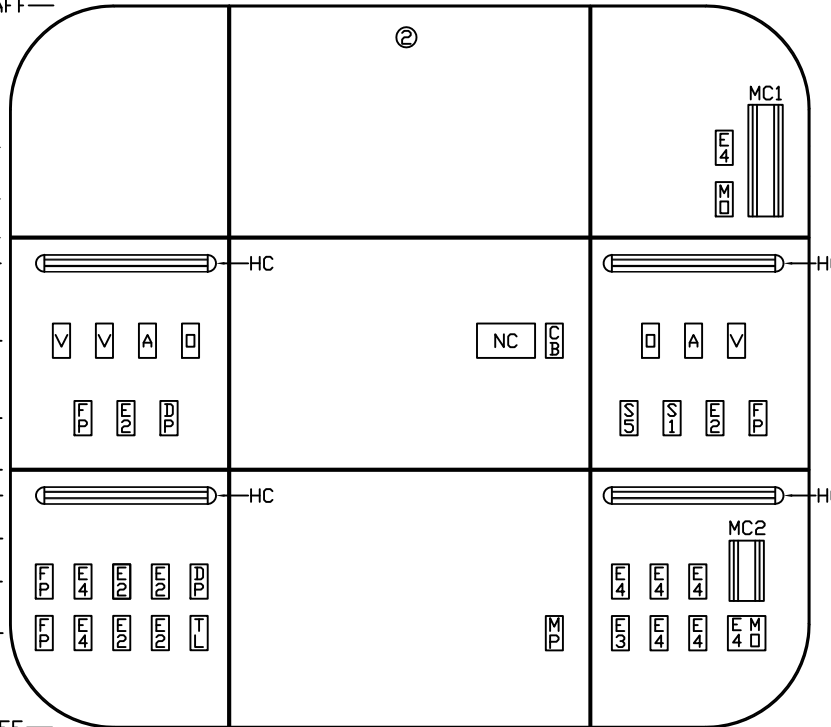
36" AFF

31" AFF

26" AFF

20" AFF

9" AFF



25.50' 42.00' 25.50'

④
STRUCTURAL WALL

0.75'

NOTES:

- ① GAS OUTLETS TO BE MSC STANDARD BRAND WITH CONNECTION TO MATCH EXISTING HOSPITAL EQUIPMENT.
- ② DEVICE MOUNTING PANELS: 3D LAMINATE SELECTION TO BE DETERMINED. WOOD GRAIN TO BE IN A VERTICAL ORIENTATION.
- ③ HORIZONTAL CHANNELS TO BE ANODIZED ALUMINUM AND DEVICE COVER PLATES TO BE STAINLESS STEEL.
- ④ FORM UNIT IS SEMI-RECESSED.
- ⑤ OUTER SECTIONS AVAILABLE IN 18", 24", 32", OR 36" MODULE WIDTHS. ACTUAL PANEL WIDTH WILL BE THE MODULE WIDTH + 1 1/2".
- ⑥ CENTER SECTION AVAILABLE IN 36", 42", OR 48" WIDTH.



MODULAR SERVICES COMPANY 500 EAST BRITTON ROAD
OKLAHOMA CITY, OK 73114

REVISED

FORM (SP)
RADIUS HEADWALL
7500 SERIES
SEMI-RECESSED

SCALE: = 1'

DATE _____ DRAWN BY _____ DRAWING #
PB-209R

PROJECT

NOT FOR CONSTRUCTION
CONCEPTUAL ONLY

LEGEND

REQ	SYM	DESCRIPTION
2	□	OXYGEN OUTLET
2	A	AIR OUTLET
4	V	VACUUM OUTLET
6	E2	DUPLEX RECEPTACLE, 8300 WHITE, 20A, 125V, H.G., NORMAL POWER
1	E3	SINGLE RECEPTACLE, 8310 RED, 20A, 125V, H.G., EMER. POWER
8	E4	DUPLEX RECEPTACLE, 8300 RED, 20A, 125V, H.G., EMER. POWER
1	S1	LIGHT SWITCH, 1P, 15A, 125/277V, IVORY TOGGLE HANDLE
1	S5	MOMENTARY CONTACT SWITCH, 1P, 15A 120V, 3-PDS, CENTER OFF, WHITE
1	NC	NURSE CALL PROVISION
1	CB	CODE BLUE PROVISION
1	MP	MULTI-PIN BED RECEPT. PROVISION
2	DP	DATA OUTLET PROVISION SINGLE CAT 5, RJ-45 RECEPTACLE
1	MO	MONITOR OUTPUT PROVISION
4	FP	FUTURE PROVISION
1	TL	TELEPHONE OUTLET PROVISION SINGLE CAT 5, RJ-45 RECEPTACLE
1	MC	MONITOR CHANNEL ONLY, 13"
4	HC	HORIZONTAL ACCESSORY CHANNEL

CEILING LINE

102' AFF

93'AFF

76.5'AFF

70.5'AFF

66'AFF

63'AFF

54'AFF

45'AFF

39'AFF

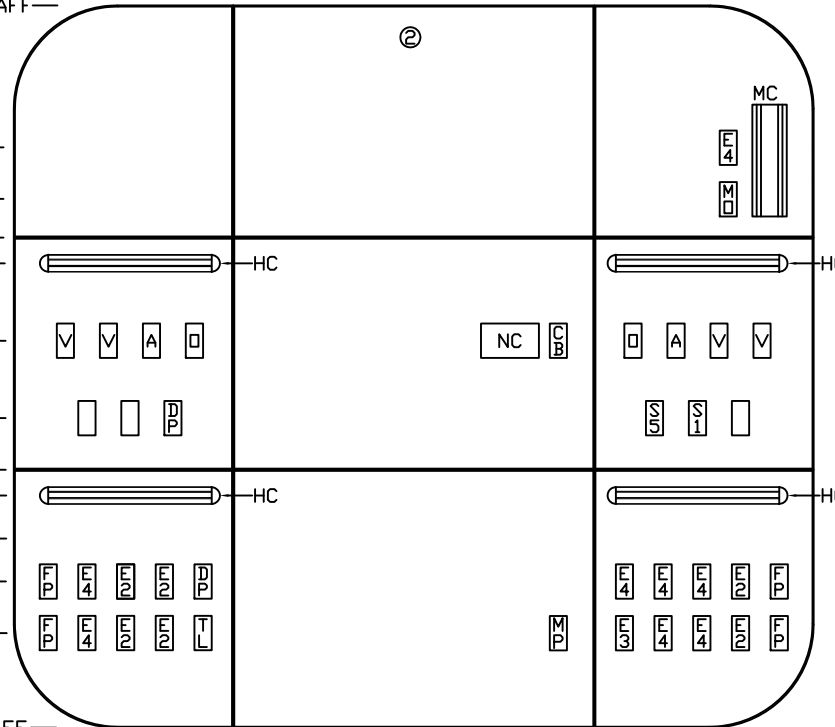
36'AFF

31'AFF

26'AFF

20'AFF

9'AFF



25.50' 42.00' 25.50'

④
STRUCTURAL WALL

0.75'

NOTES:

- ① GAS OUTLETS TO BE MSC STANDARD BRAND WITH CONNECTION TO MATCH EXISTING HOSPITAL EQUIPMENT.
- ② DEVICE MOUNTING PANELS: 3D LAMINATE SELECTION TO BE DETERMINED. WOOD GRAIN TO BE IN A VERTICAL ORIENTATION.
- ③ HORIZONTAL CHANNELS TO BE ANODIZED ALUMINUM AND DEVICE COVER PLATES TO BE STAINLESS STEEL.
- ④ FORM* UNIT IS SEMI-RECESSED.
- ⑤ OUTER SECTIONS AVAILABLE IN 18", 24", 32", OR 36" MODULE WIDTHS. ACTUAL PANEL WIDTH WILL BE THE MODULE WIDTH + 1 1/2".
- ⑥ CENTER SECTION AVAILABLE IN 36", 42", OR 48" WIDTH.



MODULAR SERVICES COMPANY 500 EAST BRITTON ROAD
OKLAHOMA CITY, OK 73114

REVISED

FORM* (SP)
RADIUS HEADWALL
7500 SERIES
SEMI-RECESSED

SCALE: = 1'

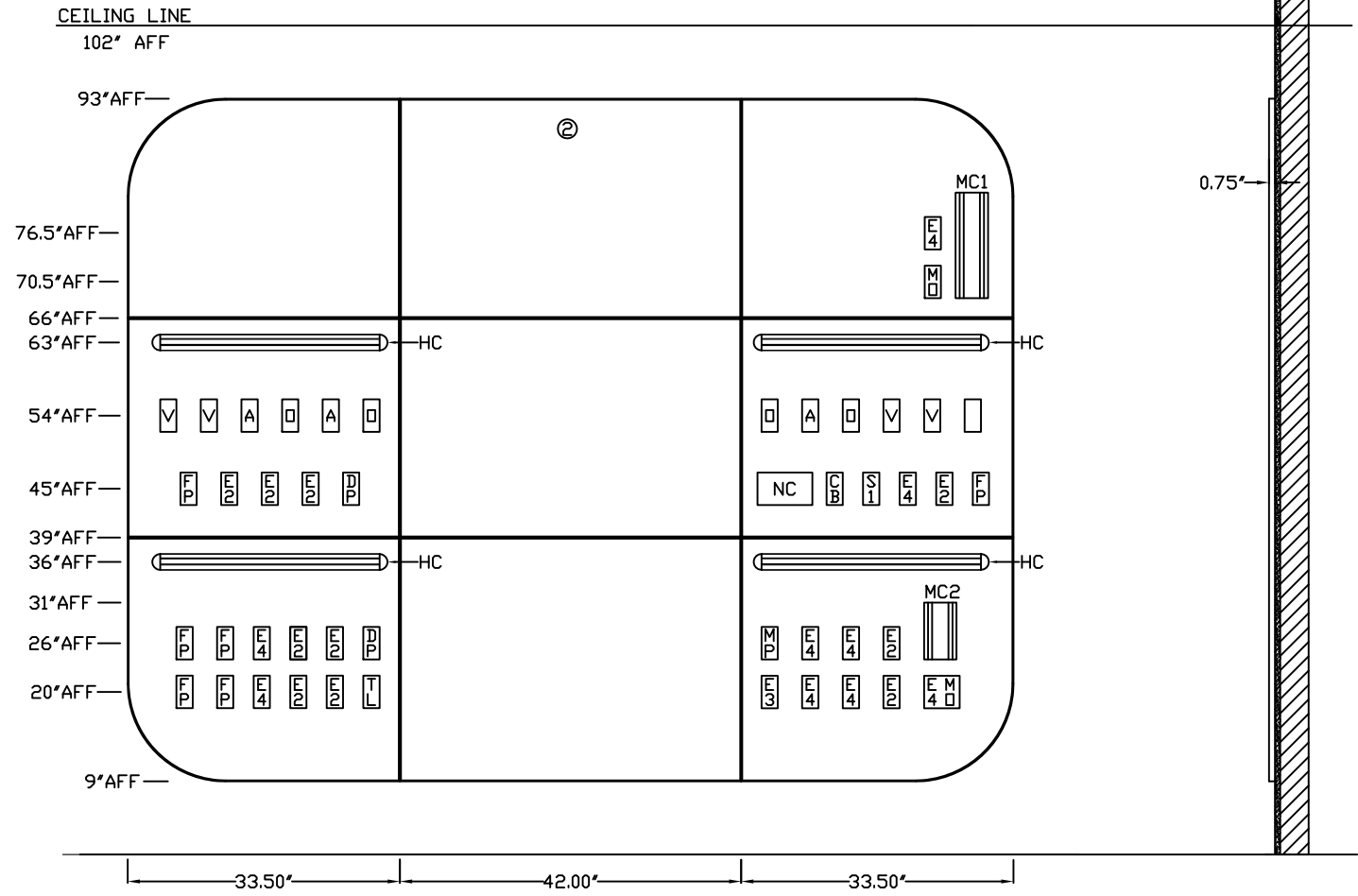
DATE _____ DRAWN BY _____ DRAWING #
PB-210R

PROJECT

NOT FOR CONSTRUCTION
CONCEPTUAL ONLY

LEGEND

REQ	SYM	DESCRIPTION
4	□	OXYGEN OUTLET
3	A	AIR OUTLET
4	V	VACUUM OUTLET
10	E2	DUPLEX RECEPTACLE, 8300 WHITE, 20A, 125V, H.G., NORMAL POWER
1	E3	SINGLE RECEPTACLE, 8310 RED, 20A, 125V, H.G., EMER. POWER
9	E4	DUPLEX RECEPTACLE, 8300 RED, 20A, 125V, H.G., EMER. POWER
1	S1	LIGHT SWITCH, 1P, 15A, 125/277V, IVORY TOGGLE HANDLE
1	NC	NURSE CALL PROVISION
1	CB	CODE BLUE PROVISION
1	MP	MULTI-PIN BED RECEPT. PROVISION
2	DP	DATA OUTLET PROVISION SINGLE CAT 5, RJ-45 RECEPTACLE
2	MO	MONITOR OUTPUT PROVISION
6	FP	FUTURE PROVISION
1	TL	TELEPHONE OUTLET PROVISION SINGLE CAT 5, RJ-45 RECEPTACLE
1	MC1	MONITOR CHANNEL ONLY, 13"
1	MC2	MONITOR CHANNEL ONLY, 7"
4	HC	HORIZONTAL ACCESSORY CHANNEL



NOTES:

- ① GAS OUTLETS TO BE MSC STANDARD BRAND WITH CONNECTION TO MATCH EXISTING HOSPITAL EQUIPMENT.
- ② DEVICE MOUNTING PANELS: 3D LAMINATE SELECTION TO BE DETERMINED. WOOD GRAIN TO BE IN A VERTICAL ORIENTATION.
- ③ HORIZONTAL CHANNELS TO BE ANODIZED ALUMINUM AND DEVICE COVER PLATES TO BE STAINLESS STEEL.
- ④ FORM* UNIT IS SEMI-RECESSED.
- ⑤ OUTER SECTIONS AVAILABLE IN 18", 24", 32", OR 36" MODULE WIDTHS. ACTUAL PANEL WIDTH WILL BE THE MODULE WIDTH + 1 1/2".
- ⑥ CENTER SECTION AVAILABLE IN 36", 42", OR 48" WIDTH.



MODULAR SERVICES COMPANY 500 EAST BRITTON ROAD
OKLAHOMA CITY, OK 73114

REVISED

FORM* (SP)
RADIUS HEADWALL
7500 SERIES
SEMI-RECESSED

SCALE: = 1'

DATE _____ DRAWN BY _____ DRAWING #
PB-211R

PROJECT

NOT FOR CONSTRUCTION
CONCEPTUAL ONLY

LEGEND

REQ	SYM	DESCRIPTION
4	□	OXYGEN OUTLET
3	A	AIR OUTLET
4	V	VACUUM OUTLET
10	E2	DUPLEX RECEPTACLE, 8300 WHITE, 20A, 125V, H.G., NORMAL POWER
1	E3	SINGLE RECEPTACLE, 8310 RED, 20A, 125V, H.G., EMER. POWER
9	E4	DUPLEX RECEPTACLE, 8300 RED, 20A, 125V, H.G., EMER. POWER
1	S1	LIGHT SWITCH, 1P, 15A, 125/277V, IVORY TOGGLE HANDLE
1	NC	NURSE CALL PROVISION
1	CB	CODE BLUE PROVISION
1	MP	MULTI-PIN BED RECEPT. PROVISION
3	DP	DATA OUTLET PROVISION SINGLE CAT 5, RJ-45 RECEPTACLE
2	MO	MONITOR OUTPUT PROVISION
6	FP	FUTURE PROVISION
1	TL	TELEPHONE OUTLET PROVISION SINGLE CAT 5, RJ-45 RECEPTACLE
1	MC1	MONITOR CHANNEL ONLY, 13"
1	MC2	MONITOR CHANNEL ONLY, 7"
4	HC	HORIZONTAL ACCESSORY CHANNEL

