

NOTES:

- ① MOUNTING PANELS & CABINET SECTIONS; LAMINATE SELECTION TO BE DETERMINED. WOOD GRAIN TO BE IN A VERTICAL ORIENTATION.
- ② HORIZONTAL CHANNELS TO BE ANODIZED ALUMINUM AND DEVICE COVER PLATES TO BE STAINLESS STEEL.
- ③ FORM UNIT IS SURFACE MOUNTED
- ④ CABINET HARDWARE TO BE MSC STANDARD.
- ⑤ COUNTER TOPS TO BE QUARTZ. COLOR IS TO BE DETERMINED.
- ⑥ JUNCTION BOXES: J2--CRITICAL POWER.
- ⑦ SINK IS TO BE RECTANGULAR (SINKS TO HAVE A MINIMUM 144 IN² OPENING)



MODULAR 500 EAST BRITTON ROAD
SERVICES COMPANY OKLAHOMA CITY, OK. 73114

REVISED

FORM SINKWALL

SCALE: =1'

DATE

DRAWN BY

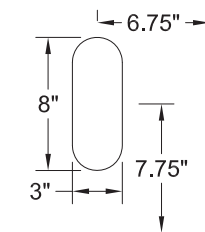
DRAWING #

PROJECT

LEGEND

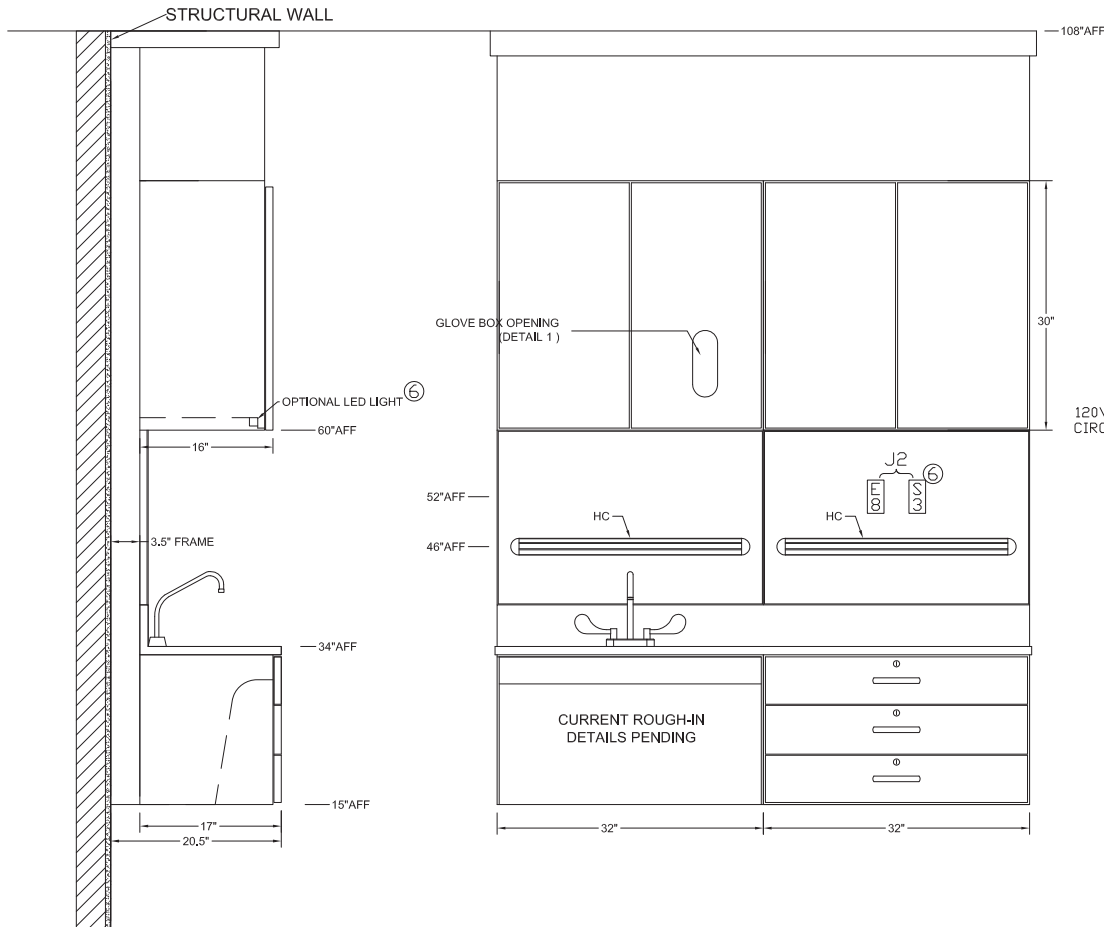
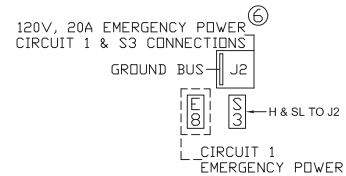
REQ	SYM	DESCRIPTION
1	E8	DUPLEX RECEPTACLE, GF8300 RED, 20A, 125V, H.G., EP, GFCI TYPE
1	S3	LIGHT SWITCH, 1P, 15A, 125/277V, RED TOGGLE HANDLE
2	HC	HORIZONTAL ACCESSORY CHANNEL

**DETAIL 1
 GLOVE BOX OPENING**



WIRING DIAGRAM

GROUND WIRING TO BE GREEN STRANDED COPPER.



CURRENT ROUGH-IN
 DETAILS PENDING