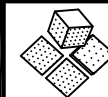


NOTES:

- ① JUNCTION BOXES: J1--NORMAL POWER, J2--EMERGENCY POWER, J3--NURSE CALL/TELEPHONE/MULTI PIN/CODE BLUE.
- ② GAS PIPING: TYPE L COPPERTUBING. OXYGEN & AIR--1/2" I.D., VAC--3/4" I.D.
- ③ PANEL LAMINATE COLOR: TO BE DETERMINED. ALUMINUM SURFACES TO HAVE A POWDER COATED FINISH TO MATCH FORMICA #923 'SURF'.
- ④ KYDEX COVER ON BED DOCKER TO MATCH 'SURF' OR 'PLATINUM GREY'.
- ⑤ ENDCAPS ADD A TOTAL OF 3/4" ONTO TOTAL LENGTH.



MODULAR SERVICES COMPANY 500 EAST BRITTON ROAD
OKLAHOMA CITY, OK. 73114

PROJECT

REVISED

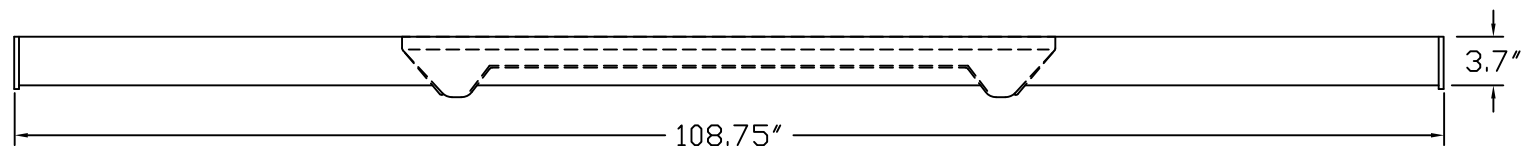
PROVIDER PLUS®
TWO TIER W/DOCKER
MODEL 6600A

SCALE: =1'

DATE	DRAWN BY	DRAWING #
		PB-167

HIGH ACUITY

-- REQ'D: -- AS SHOWN
-- OPPOSITE

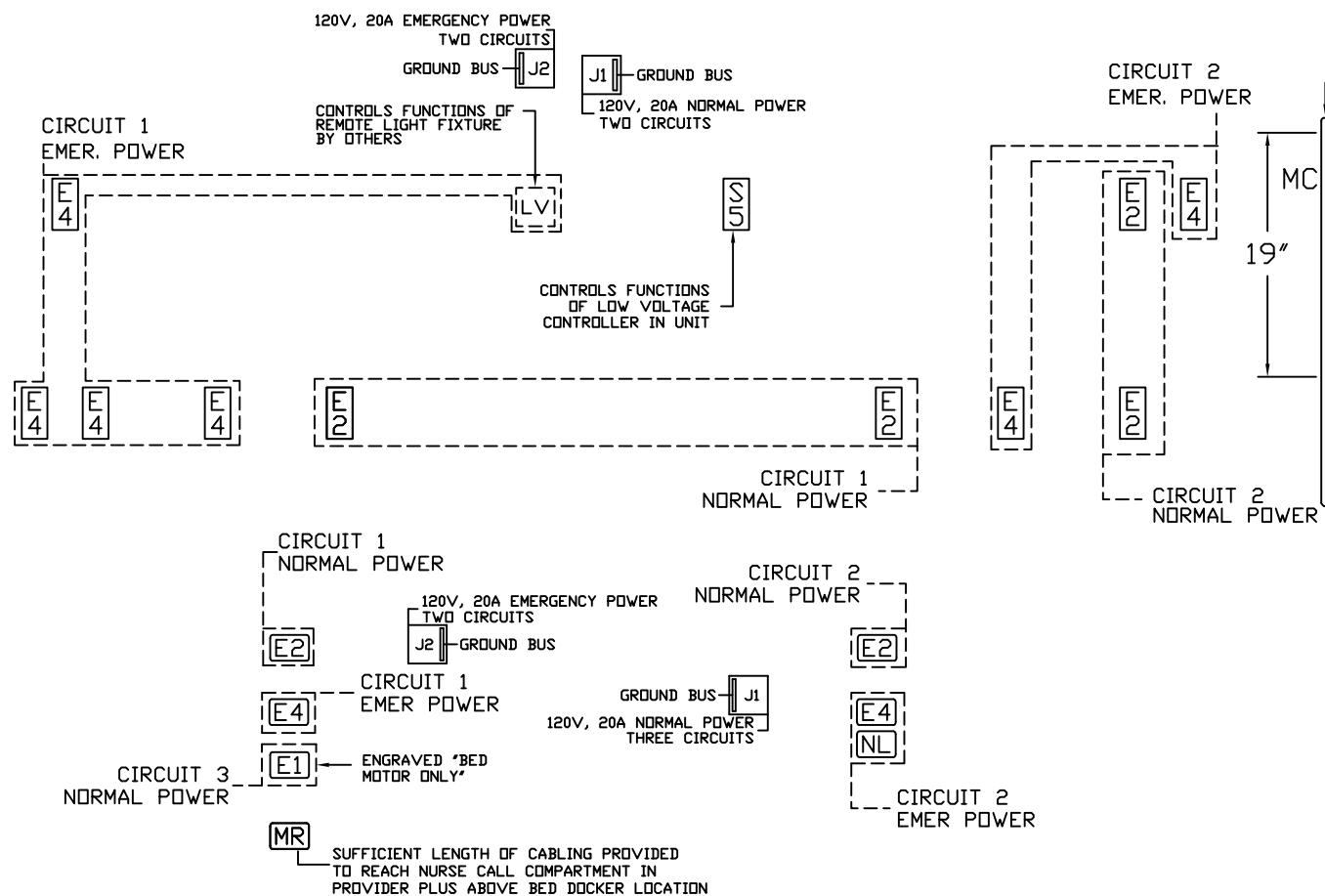


CEILING LINE

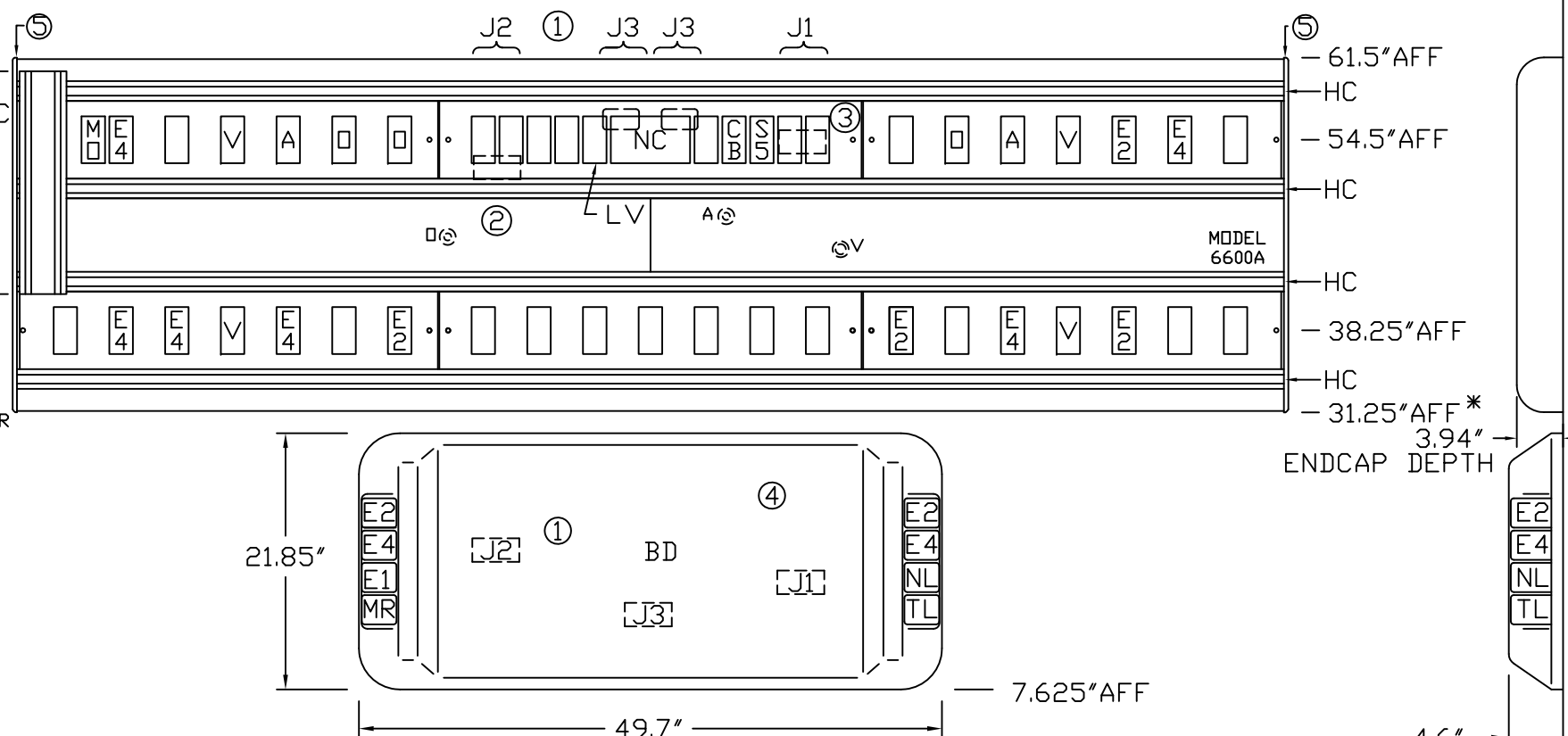
96" AFF

WIRING DIAGRAM

GROUND WIRING TO BE #10
GREEN STRANDED COPPER



ROUGH-IN TEMPLATES ARE INCLUDED WITH THESE UNITS
SEE INSTALLATION INSTRUCTIONS FOR MORE INFORMATION



* AFF (ABOVE FINISHED FLOOR)

