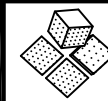


NOTES:

- ① JUNCTION BOXES: J1--NORMAL POWER, J2--EMERGENCY POWER, J3--NURSE CALL/CODE BLUE.
- ② GAS PIPING: TYPE L COPPERTUBING. OXYGEN & AIR--1/2" I.D., VACUUM--3/4" I.D.
- ③ PANEL LAMINATE COLOR: TO BE DETERMINED. ALUMINUM SURFACES TO HAVE A POWDER COATED FINISH TO MATCH 'SURF' OR 'PLATINUM GREY'.
- ④ ENDCAPS ADD A TOTAL OF 3/4" ONTO TOTAL LENGTH.



MODULAR SERVICES COMPANY 500 EAST BRITTON ROAD
OKLAHOMA CITY, OK. 73114

PROJECT

REVISED

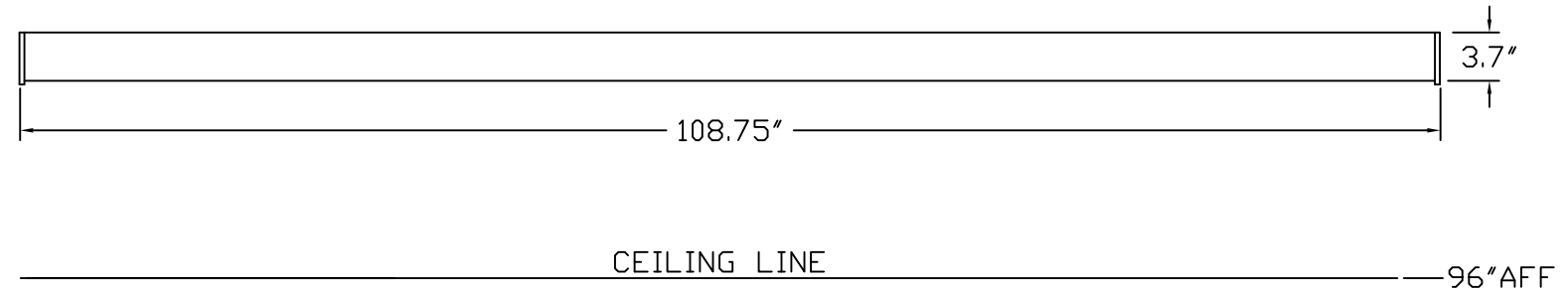
PROVIDER PLUS®
TWO TIER
MODEL 6600

SCALE: =1'

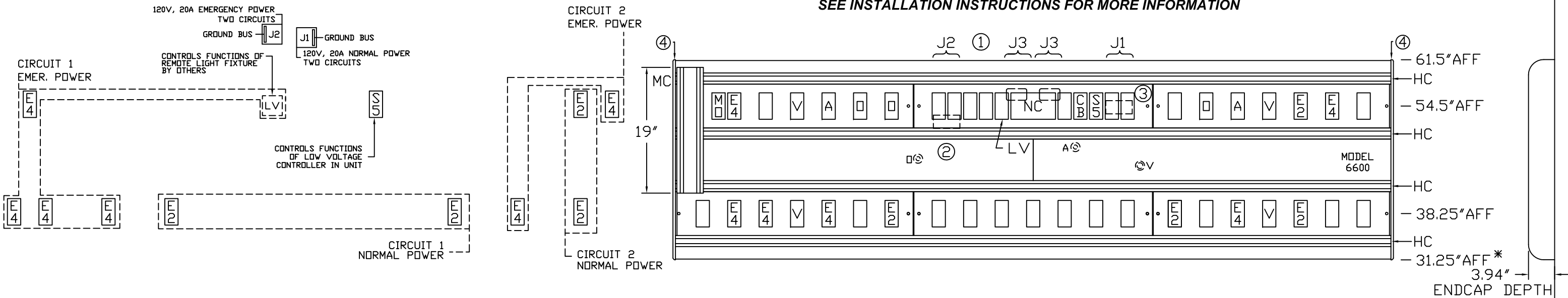
DATE _____ DRAWN BY _____ DRAWING #
PB-166

HIGH ACUITY

-- REQ'D: -- AS SHOWN
-- OPPOSITE



**ROUGH-IN TEMPLATES ARE INCLUDED WITH THESE UNITS
SEE INSTALLATION INSTRUCTIONS FOR MORE INFORMATION**



WIRING DIAGRAM
GROUND WIRING TO BE #10
GREEN STRANDED COPPER

* AFF (ABOVE FINISHED FLOOR)

FLOOR LINE

