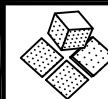


NOTES:

- ① JUNCTION BOXES: J1--NORMAL POWER, J2--EMERGENCY POWER, J3--NURSE CALL.
- ② GAS PIPING: TYPE L COPPERTUBING, OXYGEN & AIR--1/2" I.D., VAC--3/4" I.D.
- ③ PANEL LAMINATE COLOR: TO BE DETERMINED, ALUMINUM SURFACES HAVE A POWDER COATED FINISH TO MATCH 'SURF' OR 'PLATINUM GREY'.
- ④ ENDCAPS ADD 3/4" ONTO TOTAL LENGTH.



MODULAR 500 EAST BRITTON ROAD
SERVICES COMPANY OKLAHOMA CITY, OK. 73114

PROJECT


REVISED

PROVIDER PLUS®
 SINGLE TIER
 MODEL 6500

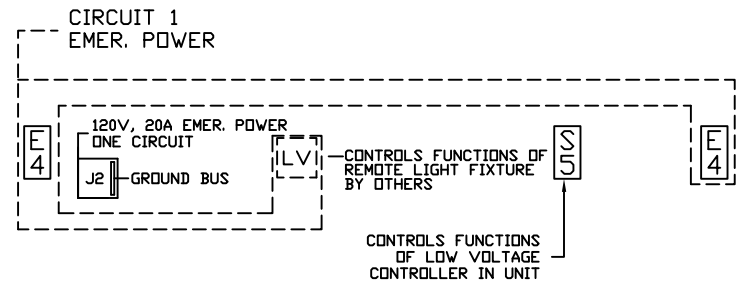
SCALE: =1'

DATE _____ DRAWN BY _____ DRAWING #
 PB-165

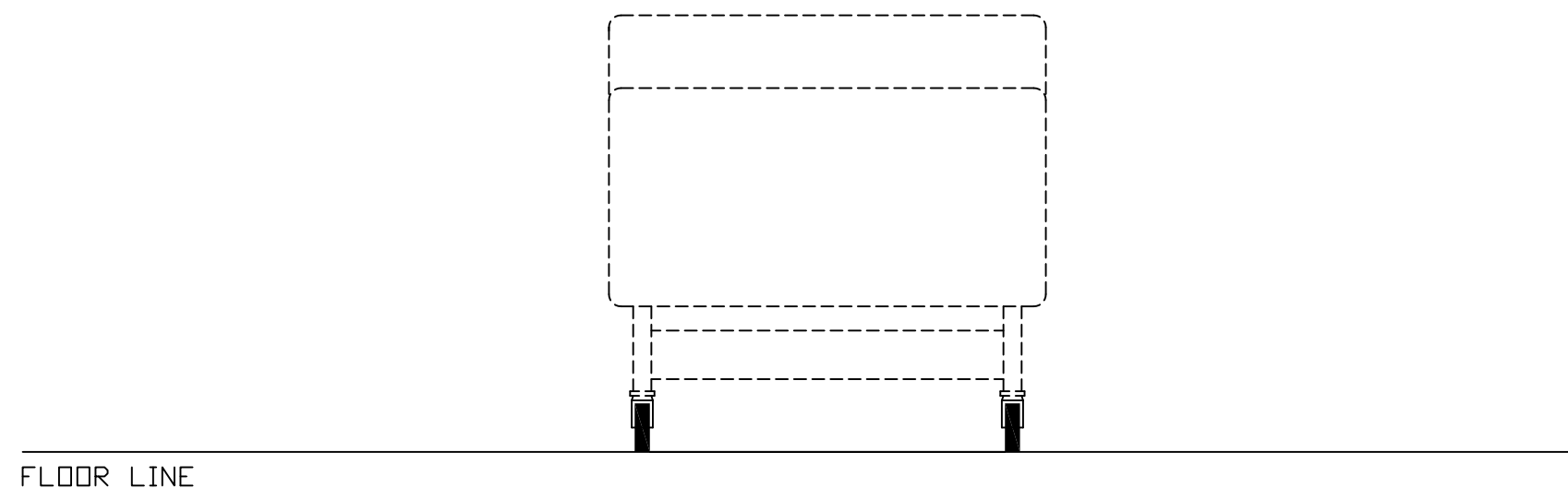
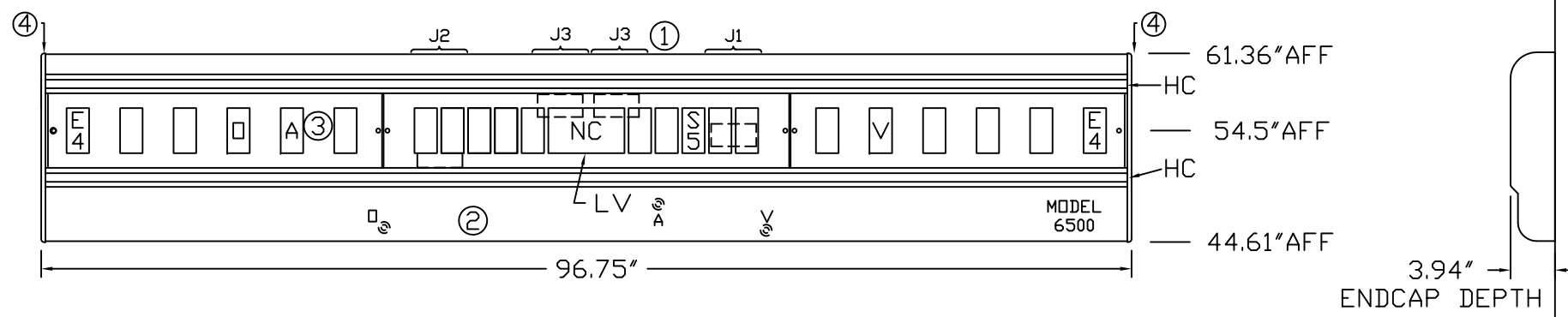
LOW ACUITY
 __ REQ'D: __ AS SHOWN
 __ OPPOSITE



**ROUGH-IN TEMPLATES ARE INCLUDED WITH THESE UNITS
 SEE INSTALLATION INSTRUCTIONS FOR MORE INFORMATION**



WIRING DIAGRAM
 GROUND WIRING TO BE #10
 GREEN STRANDED COPPER



*AFF (ABOVE FINISHED FLOOR)

